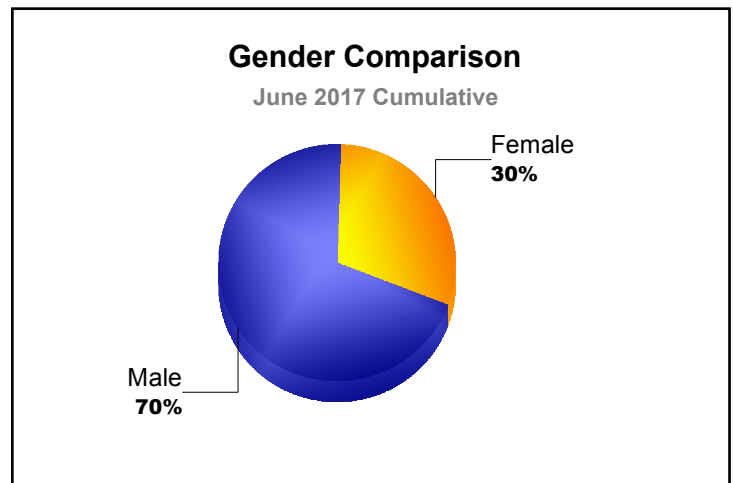
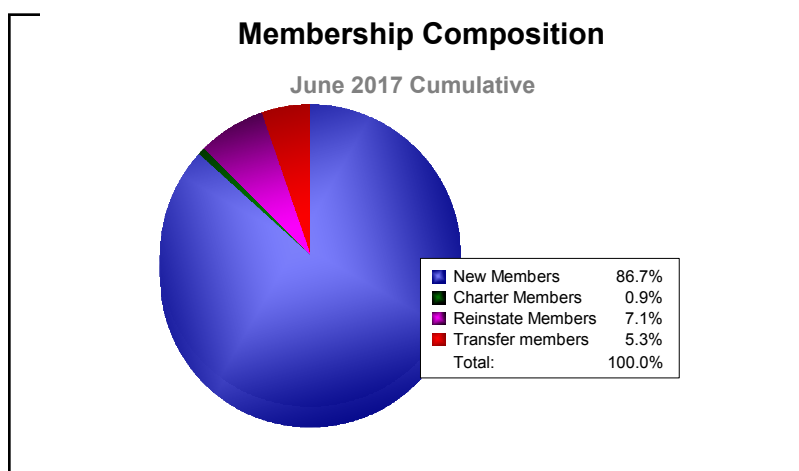
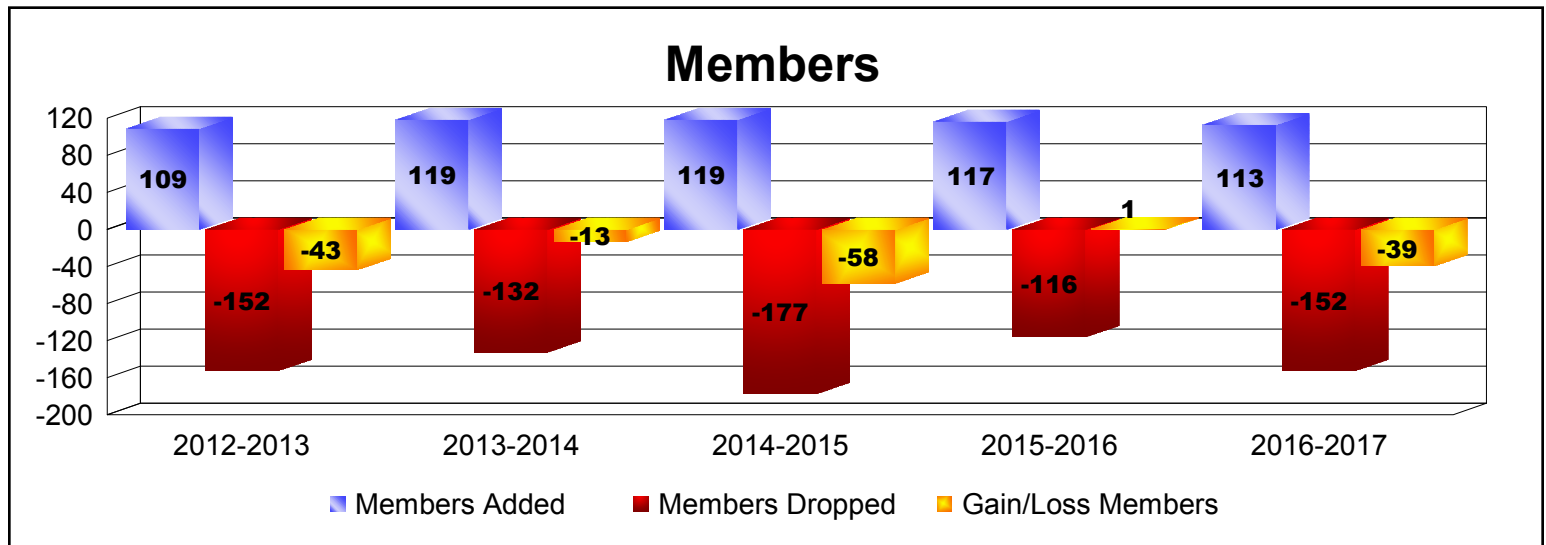
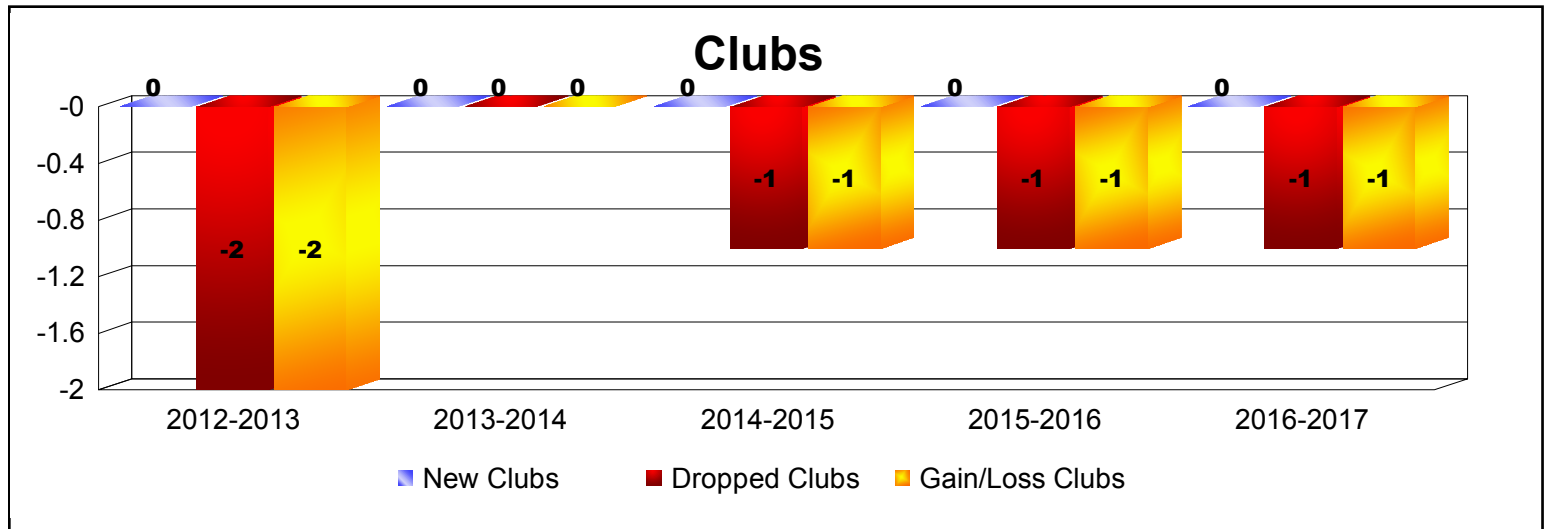


| Year | New Clubs | Dropped Clubs | Gain/ Loss Clubs | New Members | Charter Members | Reinstate Members | Transfer Members | Total Member Added | Total Members Dropped | Gain/ Loss Members |
|----------------|-----------|---------------|------------------|-------------|-----------------|-------------------|------------------|--------------------|-----------------------|--------------------|
| 2012-2013 | 0 | -2 | -2 | 90 | 3 | 8 | 8 | 109 | -152 | -43 |
| 2013-2014 | 0 | 0 | 0 | 110 | 1 | 6 | 2 | 119 | -132 | -13 |
| 2014-2015 | 0 | -1 | -1 | 101 | 1 | 6 | 11 | 119 | -177 | -58 |
| 2015-2016 | 0 | -1 | -1 | 106 | 1 | 2 | 8 | 117 | -116 | 1 |
| 2016-2017 | 0 | -1 | -1 | 98 | 1 | 8 | 6 | 113 | -152 | -39 |
| Average | 0 | -1 | -1 | 101 | 1 | 6 | 7 | 115 | -146 | -30 |



| Year | New Clubs | Dropped Clubs | Gain/ Loss Clubs | New Members | Charter Members | Reinstate Members | Transfer Members | Total Member Added | Total Members Dropped | Gain/ Loss Members |
|----------------|-----------|---------------|------------------|-------------|-----------------|-------------------|------------------|--------------------|-----------------------|--------------------|
| 2012-2013 | 0 | -1 | -1 | 20 | 0 | 0 | 2 | 22 | -49 | -27 |
| 2013-2014 | 0 | 0 | 0 | 19 | 0 | 1 | 0 | 20 | -26 | -6 |
| 2014-2015 | 1 | 0 | 1 | 12 | 34 | 0 | 0 | 46 | -23 | 23 |
| 2015-2016 | 0 | 0 | 0 | 21 | 0 | 0 | 0 | 21 | -17 | 4 |
| 2016-2017 | 1 | 0 | 1 | 10 | 22 | 0 | 1 | 33 | -38 | -5 |
| Average | 0 | 0 | 0 | 16 | 11 | 0 | 1 | 28 | -31 | -2 |

